

# Navigating AllRegs

Last Updated: September 8, 2023

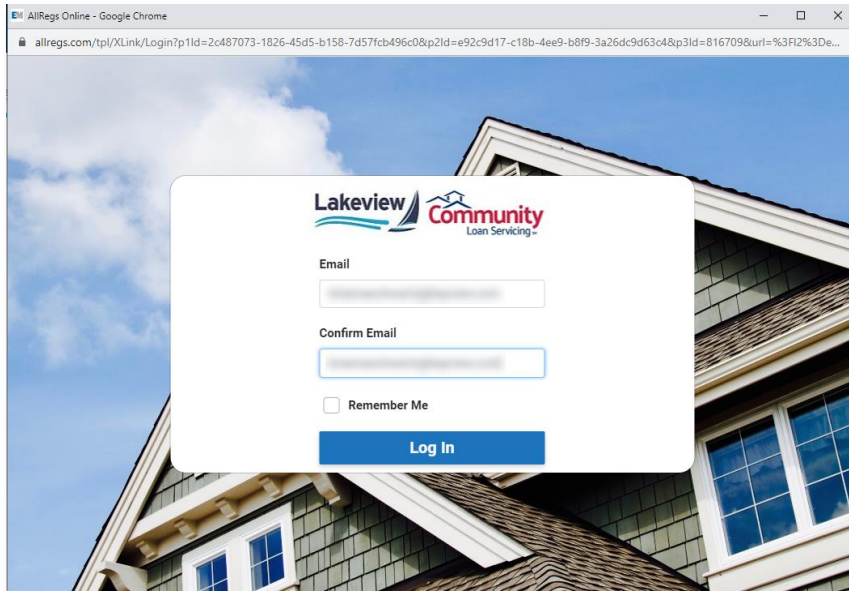
Follow the instructions below on how to navigate AllRegs.

## Initial Log-in

**Note:** An AllRegs account is not required to access the Correspondent Lending Library.

1. Upon your first visit to our AllRegs page you will be required to enter your email address.

**Note:** This step is required a single time for each device used to access AllRegs.



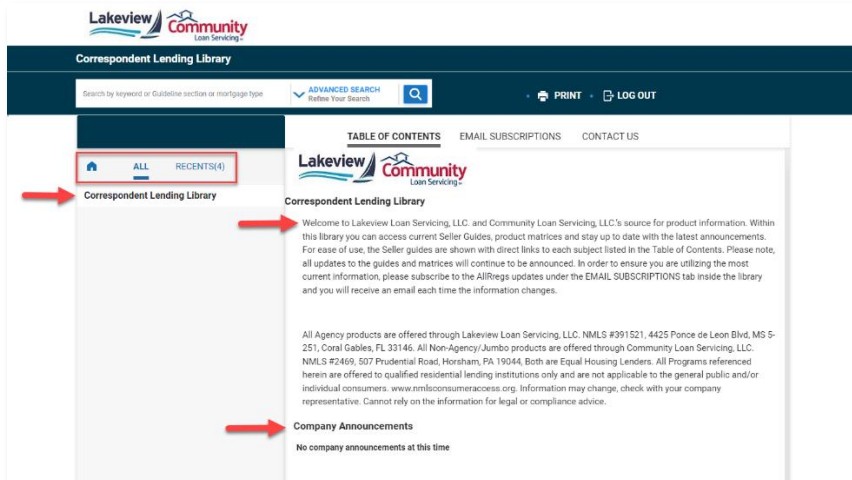
## Dashboard

The landing page of AllRegs includes the following items:

- Navigation Pane to the **Correspondent Lending Library**
- A menu with a **home icon**, **All** menu, and a **RECENTS** menu
- A welcome note highlighting the contents of the library
- Company Announcements

# Navigating AllRegs

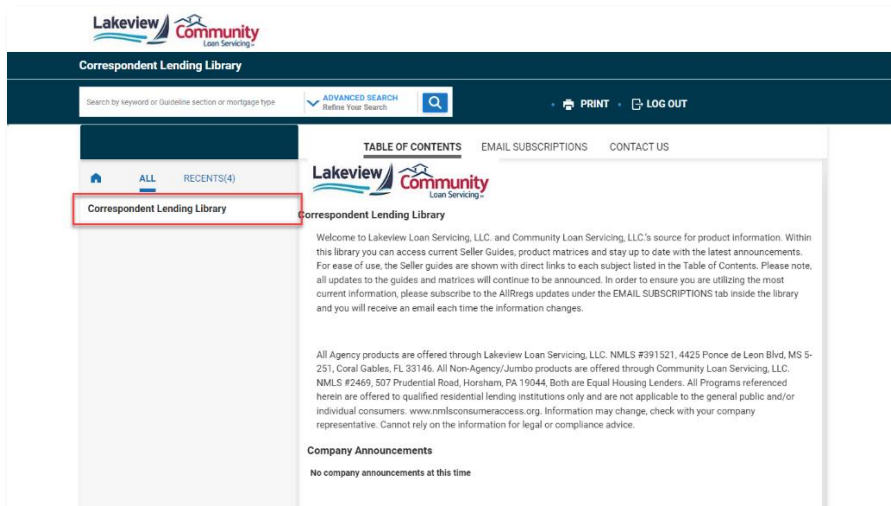
Last Updated: September 8, 2023



## Navigating the Correspondent Lending Library

### Announcements

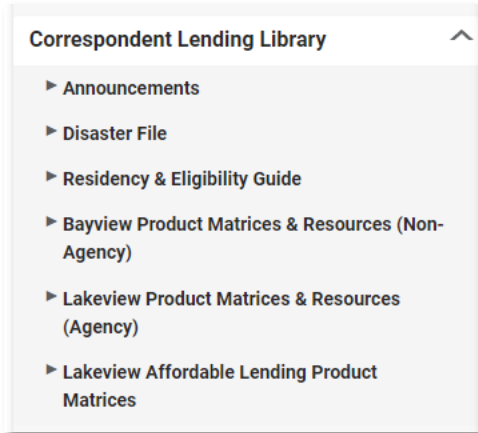
1. Access the full Correspondent Library by selecting **Correspondent Lending Library** from the navigation pane.



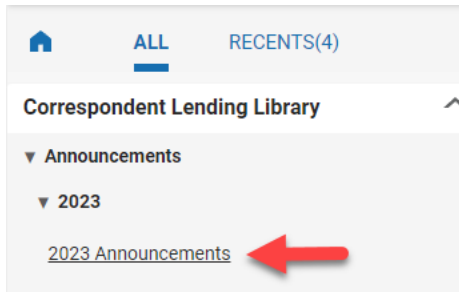
2. A full menu of collapsible options will appear.

# Navigating AllRegs

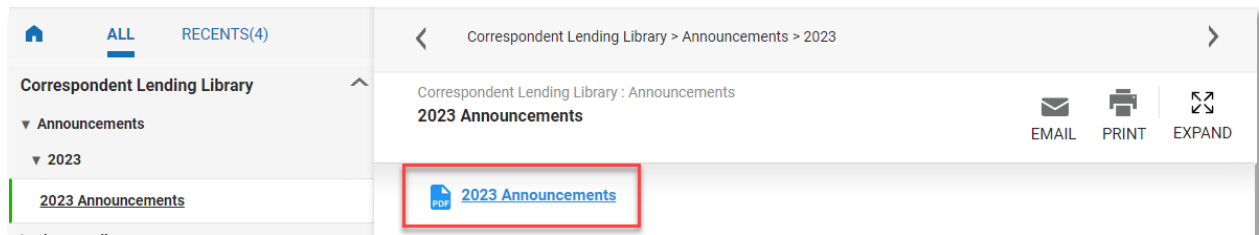
Last Updated: September 8, 2023



3. Click **Announcements** and then click the year to view the announcements of the current year.



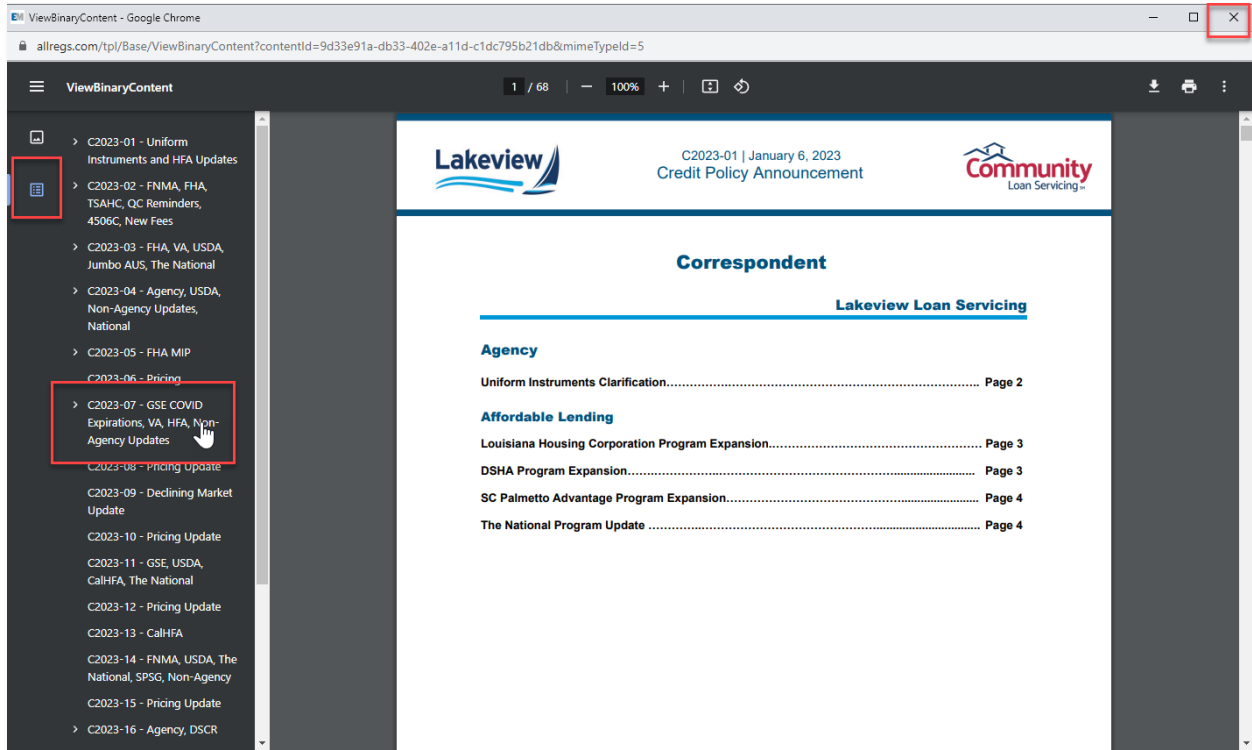
4. Click on the **PDF icon** indicating the year and announcements to open the file.



5. The PDF file opens in a separate window.
6. Click on the **Document Outline** icon to navigate through the announcements in numerical order.
7. Click on the **Announcement** for review.
8. Click the **x** at the top right of the window to exit the document.

# Navigating AllRegs

Last Updated: September 8, 2023



9. Click on the home icon to return to the main dashboard.



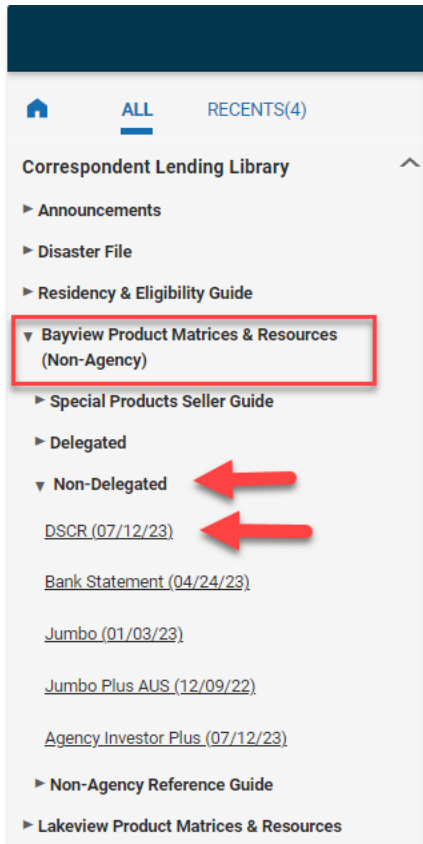
Lakeview Loan Servicing  
Proprietary and Confidential  
Orig: September 1, 2023\_BS

Correspondent Non-Delegated Lender  
Non-Del Portal Admin Tasks  
Page 4 of 8



## Product Matrices

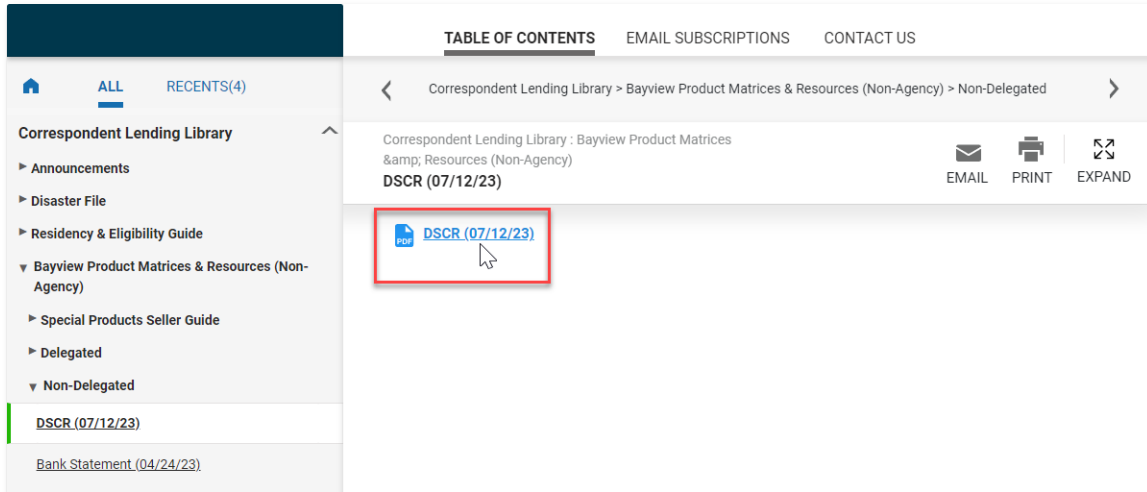
1. Click on the **product matrix** header to review the appropriate guidelines.
2. Click on the **drop-down menu** to locate the required document.



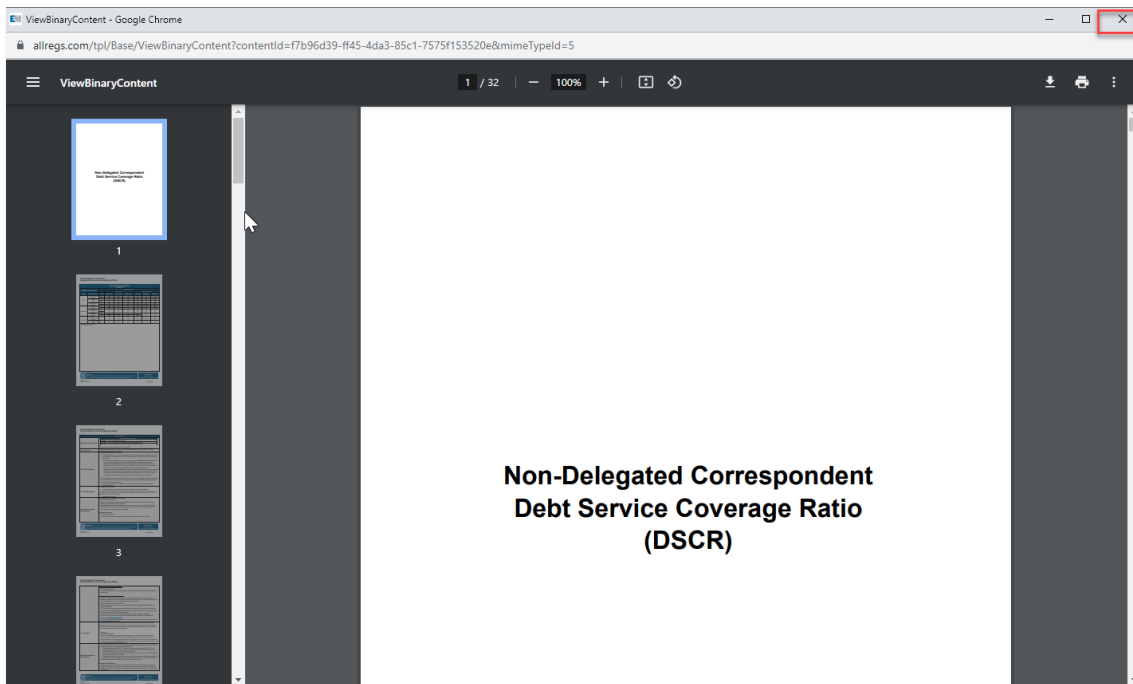
3. Click on the PDF icon top open the document.

# Navigating AllRegs

Last Updated: September 8, 2023



4. The PDF file opens in a separate window.
5. Click the x at the top right of the window to exit the document.



6. Click on the home icon to return to the main dashboard.

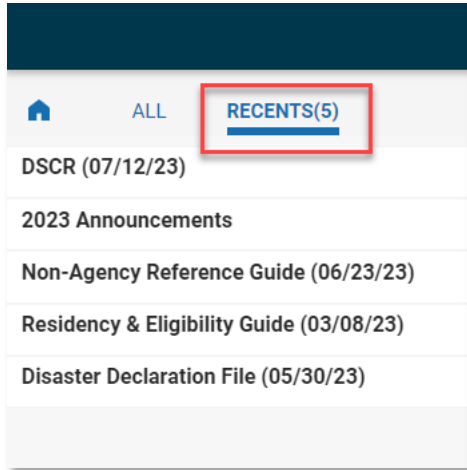


**Note:** Follow the above instructions to access the **Disaster File** and the **Residency & Eligibility Guide**.

Lakeview Loan Servicing  
Proprietary and Confidential  
Orig: September 1, 2023\_BS

Correspondent Non-Delegated Lender  
Non-Del Portal Admin Tasks  
Page 6 of 8

**Note:** Access the most recently updated documents by selecting the **RECENTS** option on the navigation pane.

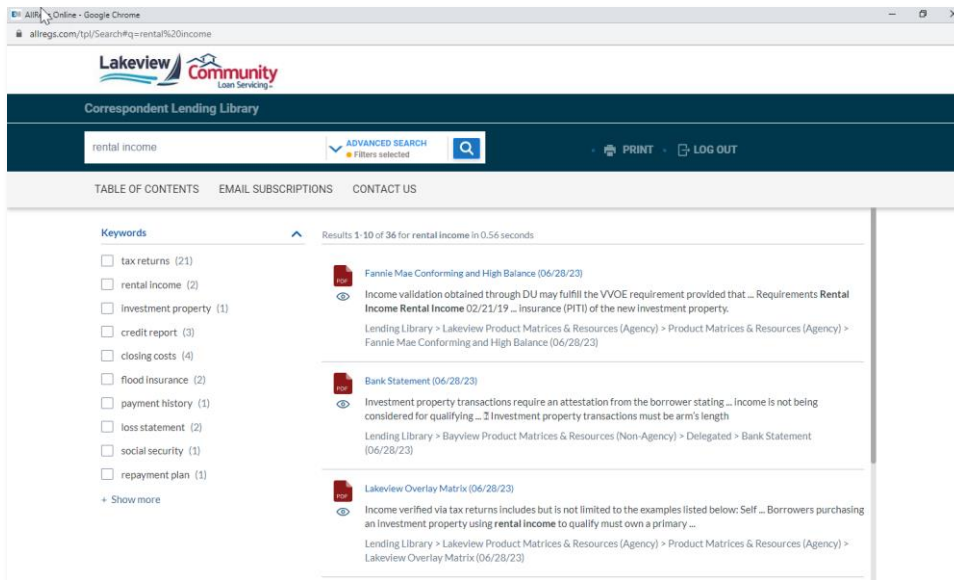


## Search Feature

1. Type in a **keyword or Guideline or mortgage type** in the search bar and hit the enter key.



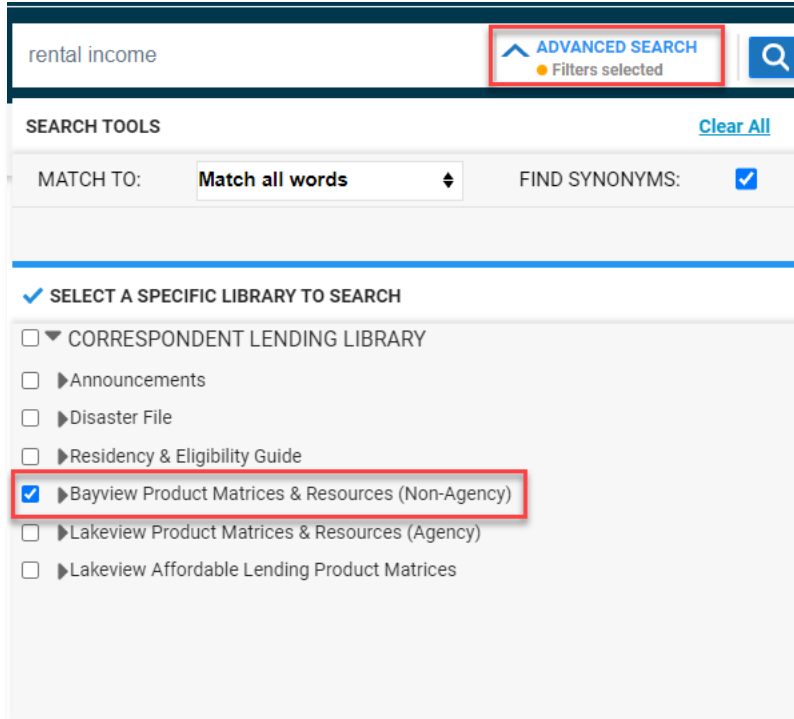
2. Scroll through the page to navigate to the required document.



# Navigating AllRegs

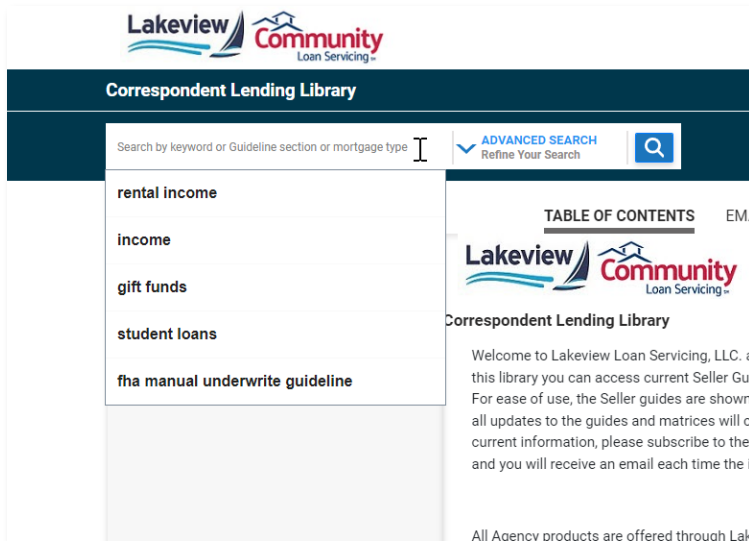
Last Updated: September 8, 2023

3. Select the drop-down **Advanced Search** button to further narrow down the results.
4. Select the radio button to search in a specific Library.



5. Scroll through the new results and select the appropriate document.

**Note:** The search bar will keep a history of the 5 most recent **keyword, Guideline section, or mortgage type entered.**



Lakeview Loan Servicing  
Proprietary and Confidential  
Orig: September 1, 2023\_BS

Correspondent Non-Delegated Lender  
Non-Del Portal Admin Tasks  
Page 8 of 8

